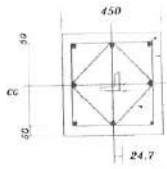

SECTION X1 – X1

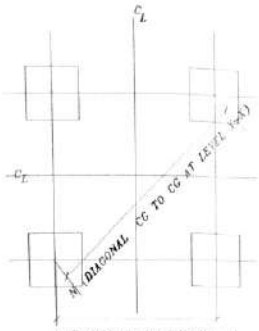

M (CG TO CG AT LEVEL X-X)

EXCAVATION PLAN AT X-X

BAR BENDING SCHEDULE FOR FOUNDATION

BAR TYPE	SKETCH	BAR DIA (mm)	LENGTH (mm)	NOS./ LEG	UNIT WEIGHT (KG/m)	WEIGHT PER LEG (KG)	WEIGHT PER TOWER (KG)
A	1380	10	1380	12	0.617	10.22	40.87
B	280 620 100	10	1380	10	0.617	8.52	34.06
C	141 1080 100	10	1562	18	0.617	17.35	69.39
D	350 3000	12	3350	4	0.888	11.90	47.60
		20	3350	4	2.466	33.04	132.18
E	350 350	8	1550	11	0.395	6.74	26.94
F	247	8	1138	11	0.395	4.95	19.78
TOTAL REINFORCEMENT(Kg)						92.71	370.82

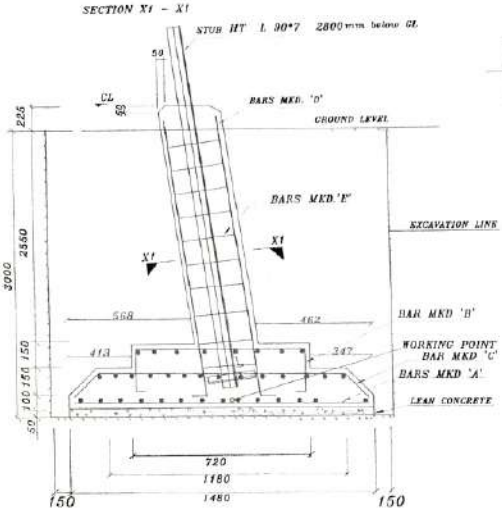

TOWER SLOPE TAN ALPHA = 0.13220

EXCAVATION PLAN DETAILS

LEVEL	STUB	CG OF STUB	P	M	N
0	HT L 90*7	24.7	6799	7480	10584

QUANTITIES / TOWER

EXCAVATION	38.02	m3
CONCRETE(1:1.5:3)	4.50	m3
CONCRETE(1:3:6)	0.44	m3
REINFORCEMENT	370.82	kgs

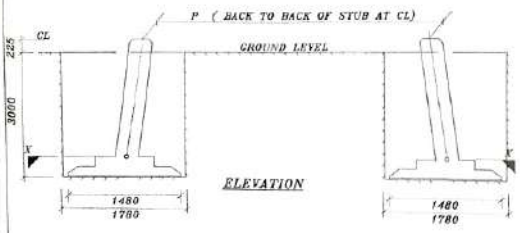

ELEVATION

NOTES:

1. DRAWING NOT TO SCALE
2. ALL DIMENSIONS ARE IN MM UNLESS OTHERWISE STATED
3. REINFORCED BAR USED Fe 500 CONFORMING TO IS 1786-1985
4. MIX PROPERTIES CONFORMING TO IS 456-2000
5. CONCRETE MIX USED GRADE M 20 (NOMINAL MIX 1:1.5:3). LEAN CONCRETE MIX GRADE M10 (NOMINAL MIX 1:3:6).
6. WHENEVER NECESSARY TO CLEAR STUB AND CLEAT STIRRUPS AND BARS ARE TO BE ADJUSTED AT SITE.
7. CLEAR COVER TO THE MAIN REINFORCEMENT BARS SHALL BE 50 MM UNLESS OTHERWISE SPECIFIED
8. FOR CLEAT AND STUB TEMPLATE DETAILS PLEASE REFER STUB DRG.
9. STUB SETTING/PROP SETTING TEMPLATE HAS TO BE USED IN EACH LOCATION OF TOWER.
10. AT SITE PROPER COMPACTION OF BACK FILLED EARTH MUST BE DONE.

SOIL PARAMETERS:

TYPE OF SOIL :	DRY
UNIT WEIGHT:	1440 Kg/Cum
BEARING CAPACITY:	25000 kg/m2
ANGLE OF REPOSE :	30 Degrees
WATER TABLE :	3 M FROM GL

29.03.22
(Vinay Kumar)
AE (C), B.S.P.T.C.L

29.03.22
KUMAR ANAND
EE (CIVIL)
BSPTCL

Drawing is approved subject to correctness of the contractor in terms of the agreement or form for the work

25/03/22
ANJANI KUMAR
CE (CIVIL)
BSPTCL

Kumar Chaitanya
AE (C), BSPTCL

Date 17/03/2022
APPROVED
Approved by
Mechanical Engineering Division
Bengaluru-560 080

BIHAR STATE POWER TRANSMISSION COMAPNY LTD. (BSPTCL)

TITLE :- 220 KV D/C SINGLE ZEBRA WZ-4 "DA" MKD "2SDA" (0^0-2^0)
FOUNDATION DRAWING OF TTA DA (NT+0) EQUAL LEG & SOIL TYPE - DRY SOIL

DWG. NO. :CD_DA(NT+0)_DRYSOIL_22(i)(a)

SCALE :- NTS SHEET : 01 OF 01